

**RGM College of Engineering & Technology (Autonomous)**  
**Department of Mathematics**

**SECTION WISE RESULT ANALYSIS**

**Academic Year:** 2020-21, I B. Tech- I Sem.


**Subject:** LINEAR ALGEBRA AND DIFFERENTIAL EQUATIONS

S.No	Branch	Name of the Faculty	No.of Students appeared	No.of Students Passed	No.of Students failed	Pass %
1	ECE-A	Dr. K.V. S. Rao	59	58	2	98.31
2	ECE-B	Dr. P. Sreedevi	59	56	3	94.92
3	ECE-C	Dr. S. Venkateswarlu	60	58	2	96.67
4	ECE-D	Dr. D. DastagiriBabu	49	46	5	93.88
<b>Total</b>			227	218	12	95.95

**Academic Year:** 2020-21, I B. Tech- II Sem.


**Subject:** ADVANCED CALCULUS AND TRANSFORMATION TECHNIQUES

S.No	Branch	Name of the Faculty	Number of Appeared	Number of Passed	Number of failed	Pass %
1	ECE-A	Dr. K.V. S. Rao	58	54	4	93.10
2	ECE-B	Dr. P. Sreedevi	57	49	8	85.96
3	ECE-C	Dr. S. Venkateswarlu	57	54	3	94.74
4	ECE-D	Dr. D. DastagiriBabu	55	43	12	78.18
<b>TOTAL</b>			227	200	27	88

  
HOD of Mathematics


**Academic Year: 2020-21, II- I Sem.**

S.No	Branch	Name of the Faculty	Number of Appeared	Number of Passed	Number of failed	Pass %	S.No
1	ECE-A	Dr P. Sudarsana Reddy	TT&CV	69	52	17	75.36
2	ECE-B	Dr P. Sudarsana Reddy	TT&CV	70	48	22	68.57
3	ECE-C	Dr R. Chandrasekhar Reddy	TT&CV	69	43	26	62.32
4	ECE-D	Dr R. Chandrasekhar Reddy	TT&CV	70	36	34	51.43
<b>TOTAL</b>				278	179	99	64.42

  
HOD of Mathematics

**Academic Year: 2020-21, II- I Sem.**

S.No	Branch	Name of the Faculty	Subject	Number of Appeared	Number of Passed	Number of failed	Pass %
1	ECE-A	Dr. Y. Raja obula Reddy	AARC	69	68	1	98.55
2	ECE-B	Dr. Y. Raja obula Reddy	AARC	70	69	1	98.57
3	ECE-C	Mrs. P. MadhuSravanthi	AARC	70	69	1	98.57
4	ECE-D	Mrs. P. MadhuSravanthi	AARC	68	67	1	98.53
<b>TOTAL</b>				277	273	4	98.56

  
HOD of Mathematics

**RGM College of Engineering & Technology (Autonomous)**  
**Department of Mathematics**

**SECTION WISE RESULT ANALYSIS**

**Academic Year:** 2021-22, I B. Tech- I Sem.


**Subject:** LINEAR ALGEBRA AND DIFFERENTIAL EQUATIONS

S.No.	Branch	Name of the Faculty	No.of Students appeared	No.of Students Passed	No.of Students failed	Pass %
1	ECE-A	Dr. K.V. S. Rao	65	59	6	90.77
2	ECE-B	Dr. P. Sreedevi	63	60	3	95.24
3	ECE-C	Dr. R. Chandrasekhar Reddy	63	61	2	96.83
4	ECE-D	Dr. P. Sreedevi	59	55	4	93.22
<b>Total</b>			250	235	15	94.02

**Academic Year:** 2021-22, I B. Tech- II Sem.

**Subject:** ADVANCED CALCULUS AND TRANSFORMATION TECHNIQUES

S.No	Branch	Name of the Faculty	Number of Appeared	Number of Passed	Number of failed	Pass %
1	ECE-A	Dr. K.V. S. Rao	63	49	14	77.78
2	ECE-B	Dr. P. Sreedevi	62	51	11	82.26
3	ECE-C	Dr. K.V. S. Rao	62	49	13	79.03
4	ECE-D	Dr. P. Sreedevi	61	48	13	78.69
<b>TOTAL</b>			<b>248</b>	<b>197</b>	<b>51</b>	<b>79.44</b>

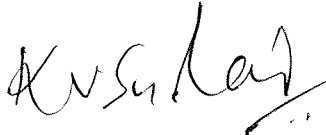
  
HOD of Mathematics

**Academic Year: 2021-22, II- I Sem.:**

S.No	Branch	Name of the Faculty	Subject	Number of Appeared	Number of Passed	Number of failed	Pass %
1	ECE-A	Dr. K.V. S. Rao	VC&CV	66	60	6	90.91
2	ECE-B	Dr. R. Chandrasekhar Reddy	VC&CV	61	53	8	86.89
3	ECE-C	Dr. R. Chandrasekhar Reddy	VC&CV	62	56	6	90.32
4	ECE-D	K Jyothi	VC&CV	61	57	4	93.44
<b>TOTAL</b>				250	226	24	90.39

**Academic Year: 2021-22, II- II Sem.**

S.No	Branch	Name of the Faculty	Subject	Number of Appeared	Number of Passed	Number of failed	Pass %
1	ECE-A	K Jyothi	AARC	65	62	3	95.38
2	ECE-B	K Jyothi	AARC	61	57	4	93.44
3	ECE-C	K Jyothi	AARC	62	58	4	93.55
4	ECE-D	Dr. Y. Raja obula Reddy	AARC	61	59	2	96.72
<b>TOTAL</b>				249	236	13	94.77

  
HOD of Mathematics

**RGM College of Engineering & Technology (Autonomous)**  
**Department of Mathematics**

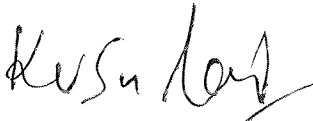
**SECTION WISE RESULT ANALYSIS**

---

**Academic Year:** 2022-23, I B. Tech- I Sem.

**Subject:** LINEAR ALGEBRA AND DIFFERENTIAL EQUATIONS

S.No.	Branch	Name of the Faculty	No.of Students appeared	No.of Students Passed	No.of Students failed	Pass %
1	ECE-A	Dr. K.V. S. Rao	63	38	25	60.32
2	ECE-B	Dr. P. Sreedevi	62	48	14	77.41
3	ECE-C	Dr. R. Chandrasekhar Reddy	63	46	17	73.01
4	ECE-D	Dr. D. DastagiriBabu	54	40	14	74.07
<b>Total</b>			242	172	70	71.2

  
HOD of Mathematics

**RGM College of Engineering & Technology (Autonomous)**  
**Department of Mathematics**

---



To

Dr. K.V. S. Rao and Dr. R. Chandrasekhar Reddy

You got 60.32% (Dr. K.V. S. Rao), 73.01% (Dr R. Chandrasekhar Reddy) 74.07% (Dr R. Chandrasekhar Reddy) results in LINEAR ALGEBRA AND DIFFERENTIAL EQUATIONS (ECE) and it is not to the bench mark (75%). So that you are advised to improve in future course of time and also advised to conduct remedial classes for the future candidates.

  
HOD of Mathematics

Copy to:

1. Dr. K.V. S. Rao 
2. Dr. R. Chandrasekhar Reddy 


**Academic Year: 2022-23, I B. Tech- II Sem.**

**Subject:ADVANCED CALCULUS AND TRANSFORMATION TECHNIQUES**

S.No	Branch	Name of the Faculty	Number of Appeared	Number of Passed	Number of failed	Pass %
1	ECE-A	Dr. R. Chandrasekhar Reddy	63	57	6	90.48
2	ECE-B	Dr. P. Sreedevi	61	59	2	96.72
3	ECE-C	Dr. R. Chandrasekhar Reddy	61	60	1	98.36
4	ECE-D	Dr. Y. Raja Obula Reddy	55	50	5	90.91
<b>TOTAL</b>			<b>240</b>	<b>226</b>	<b>14</b>	<b>94.12</b>

**Academic Year: 2022-23, II- I Sem.:**

S.No	Branch	Name of the Faculty	Subject	Number of Appeared	Number of Passed	Number of failed	Pass %
1	ECE-A	Dr. K.V. S. Rao	VC&CV	73	61	12	83.56
2	ECE-B	Dr. P. Sreedevi	VC&CV	73	58	15	79.45
3	ECE-C	Dr. R. Chandrasekhar Reddy	VC&CV	73	62	11	84.93
4	ECE-D	Dr. R. Chandrasekhar Reddy	VC&CV	70	50	20	71.43
<b>TOTAL</b>				<b>289</b>	<b>231</b>	<b>58</b>	<b>79.84</b>

  
HOD of Mathematics.



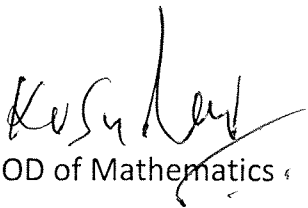
**RGM College of Engineering & Technology (Autonomous)**  
**Department of Mathematics**

---

To

Dr. R. Chandrasekhar Reddy

You got 71.43% (Dr R. Chandrasekhar Reddy) results in VECTOR CALCULUS AND COMPLEX VARIABLES (ECE) and it is not to the bench mark (75%). So that you are advised to improve in future course of time and also advised to conduct remedial classes for the future candidates.

  
HOD of Mathematics


Copy to:

1. Dr. R. Chandrasekhar Reddy



**Academic Year: 2022-23, II- II Sem.**

S.No	Branch	Name of the Faculty	Subject	Number of Appeared	Number of Passed	Number of failed	Pass %
1	ECE-A	Y. Akhila	AARC	70	66	4	94.29
2	ECE-B	Y. Akhila	AARC	72	67	5	93.06
3	ECE-C	E.V.Raghava	AARC	71	69	2	97.18
4	ECE-D	E.V.Raghava	AARC	68	60	8	88.24
<b>TOTAL</b>				281	262	19	93.19

  
HOD of Mathematics


**RGM College of Engineering & Technology (Autonomous)**  
**Department of Mathematics**

---


To

Dr. P. Sudarsana Reddy and Dr. R. Chandrasekhar Reddy

You got 68.57% (Dr. P. Sudarsana Reddy), 62.32% (Dr R. Chandrasekhar Reddy) 51.43 % (Dr R. Chandrasekhar Reddy) results in TRANSFORMATION TECHNIQUES AND COMPLEX VARIABLES (ECE) and it is not to the bench mark (75%). So that you are advised to improve in future course of time and also advised to conduct remedial classes for the future candidates.

  
HOD of Mathematics

Copy to:

1. Dr. P. Sudarsana Reddy 
2. Dr. R. Chandrasekhar Reddy 